

Skyworks Solutions, Inc. - SWKS - NASDAQ

Grants (193)	Applications (152)	Implied Applications (7)	Statistics	
Skyworks Solutions, Inc. 20 Sylvan Road Woburn, MA 01801 (781) 376-3000 www.skyworksinc.com			Statistics	
			Closing Price 03/05/09	\$6.92
			52-week Range	\$3.57 - \$11.24
			Price/Earnings (TTM)	10.00
			Market Cap (MM)	\$1,145.11
			Shareholders Equity (MM)	\$944.89
			TTM Revenue (000s)	\$859,712
			TTM EBITDA (000s)	\$143,315
			Cash Balance (000s)	\$243,695
			Market Cap / Revenues (TTM)	1.33
			Market Cap / EBITDA (TTM)	7.99
			Market Cap / Cash Balance (TTM)	4.70
			PV Ratio	5.87
			PV Ranking	★★★
			Industry PV Ranking	★★
			PV Citation-Weighted Ratio	4.42
			PV Citation-Weighted Ranking	★★★★
			Industry PV Citation-Weighted Ranking	★★
			Patents in Force	193
			Average Patent Age	5.49 yrs
			Applications on File	159
			Application Conversion Rate	83.05%

Business Description:

The Company designs, manufactures and markets a range of performance analog and mixed signal semiconductors that enable wireless connectivity.

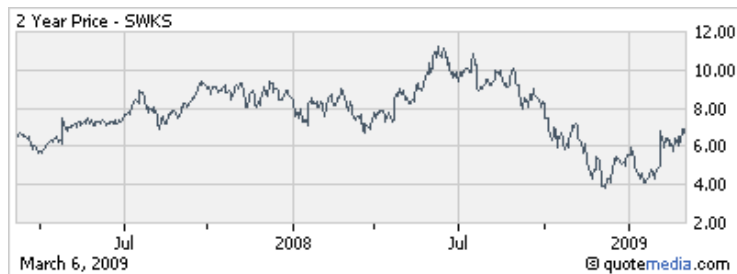
Subsidiaries Searched: (21) More...

Skyworks Communications Technology Development (Shanghai) Company Limited

Skyworks International Investments, Inc.

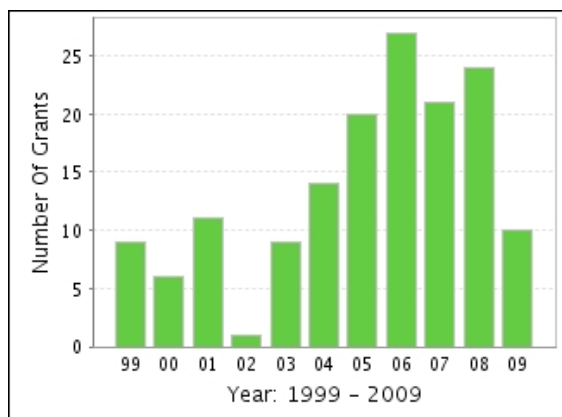
Skyworks Semiconductor

Skyworks Solutions Canada, Limited

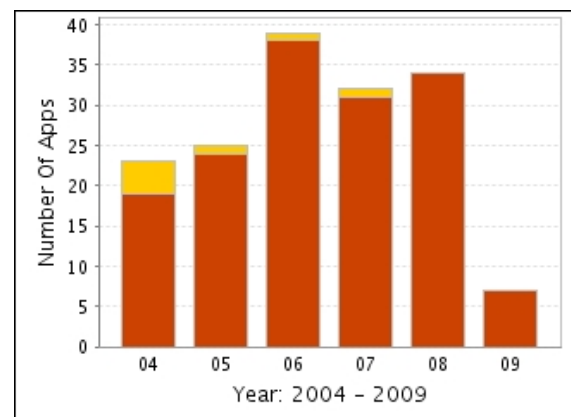


Overall Patent Statistics:

Number of Patents Granted Per Year:



Number of Patent Applications Filed Per Year:



Inventor Statistics	Skyworks Solutions, Inc. Statistics			
	# Granted	# Applications	1st Patent	Most Recent
Tirdad Sowlati	11	23	2005	2009
Dimitriy Rozenblit	11	20	2004	2009
William Domino	9	14	2005	2009
David Ripley	12	11	2006	2009
Morten Damgaard	8	14	2004	2009
Rahul Magoon	11	5	2004	2008
Edward Youssoufian	6	9	2006	2009
Norman Beamish	2	10	2003	2007
James Petranovich	12	0	1995	1999
John Vasa	3	9	2006	2008
Geoff Hatcher	4	7	2004	2009
Alyosha Molnar	8	3	2004	2007
Raja Pallela	3	8	2008	2009
Bala Ramachandran	4	7	2004	2008
Darioush Agahi	2	7	2006	2008
Man-Chung Chang	9	0	1991	2001
Kevin Choi	5	4	2004	2006
Akbar Ali	5	3	2005	2007
Paul Andrys	5	3	2007	2008
Michael Hageman	3	5	2006	2008

Companies Cited Most		Companies That Most Cite This Company	
Motorola, Inc.	(116)	Parkvsn Inc	(182)
LM Ericsson Telephone Co ADS	(67)	Citigroup, Inc.	(75)
NEC Electronics Corporation	(57)	Intel Corp.	(62)
Alpha Industries, Inc.	(56)	Internat Business Machines	(47)
Royal Philips Electronic ADR	(44)	Silicon Laboratories Inc.	(37)
Qualcomm, Inc.	(42)	Kyocera Corp	(32)
Nokia Corp ADS	(40)	Broadcom Corp. CI A	(23)
Citigroup, Inc.	(39)	Samsung Electronics Ltd.	(23)
Sony Corp.	(31)	LM Ericsson Telephone Co ADS	(22)
Texas Instruments, Inc.	(31)	Motorola, Inc.	(22)

Primary Technology Classifications:

Grants	Applications	Implied Applications	% Company
455 TELECOMMUNICATIONS			26
43 / 22%	49 / 32%	2 / 28%	
330 AMPLIFIERS			13
23 / 11%	22 / 14%	1 / 14%	
375 PULSE OR DIGITAL COMMUNICATIONS			9
24 / 12%	9 / 5%	2 / 28%	
257 ACTIVE SOLID-STATE DEVICES (E.G., TRANSISTORS, SOLID-STATE DIODES)			7
17 / 8%	9 / 5%	0 / 0%	
331 OSCILLATORS			7
18 / 9%	8 / 5%	0 / 0%	
327 MISCELLANEOUS ACTIVE ELECTRICAL NONLINEAR DEVICES, CIRCUITS, AND SYSTEMS			5
12 / 6%	6 / 3%	1 / 14%	
438 SEMICONDUCTOR DEVICE MANUFACTURING: PROCESS			3
8 / 4%	3 / 1%	0 / 0%	
370 MULTIPLEX COMMUNICATIONS			2
5 / 2%	3 / 1%	0 / 0%	
341 CODED DATA GENERATION OR CONVERSION			1
4 / 2%	1 / 0%	0 / 0%	
323 ELECTRICITY: POWER SUPPLY OR REGULATION SYSTEMS			1
2 / 1%	2 / 1%	0 / 0%	

IP Litigation:

No notes

Copyright ©2009 PatentVest®. All Rights Reserved. This report may not be copied or re-distributed without express written consent from PatentVest. See additional information and disclosures in [Terms and conditions](#). Financial Data delayed up to 20 minutes unless otherwise indicated.